

# TRIANGLE *Sewing Centre*

## INTRODUCING THE NEW **BERNINA** PRO SERIES **GO PRO**

770QE PRO

| 735 PRO

| 700 PRO



### PRECISION MEETS POWER IN THE NEW **BERNINA** PRO SERIES

- Larger high-resolution touchscreens
- Robust, Swiss-engineered construction
- Innovative tools for precision and ease
- Faster processor for smoother performance
- Enhanced lighting & improved stitch visibility

386 WOOLWICH ST. GUELPH ONTARIO N1H 8L2 - 519.822.9910  
[www.trianglesewing.com](http://www.trianglesewing.com) [trianglesewing@gmail.com](mailto:trianglesewing@gmail.com)

# JANE CASTANEDA... WELCOME TO THE TEAM!!

Jane is a passionate quilter with several years experience turning fabric into art. She has an eye for colour and detail. She loves sharing her knowledge of quilting techniques with students of all levels. Her goal is to inspire creativity, build confidence and bring your unique vision to life. One stitch at a time.



## LEARN TO QUILT: SQUARES

**Monday September 8th, 10:30 am - 4:00 pm**

**\$60.00 + HST**

If you have always wanted to learn the basics of quilting, this class is for you! Participants will learn accurate rotary techniques, piecing using correct  $\frac{1}{4}$ " seams and how to nest seams for precise points.

## LEARN TO QUILT: SANDWICHING & BEGINNING TO QUILT

**Monday October 20th, 10:30 am - 4:00 pm**

**\$60.00 + HST**

Using your already pieced quilt top we will learn how to sandwich your quilt using batting and backing to prepare for machine quilting! Once the quilt is sandwiched, you will learn the basics of how to use your quilting foot for "stitch in the ditch" to quilt your creation.

## LEARN TO QUILT: BINDING

**Monday November 3rd, 10:30 am - 3:00 pm**

**\$50.00 + HST**

In this class you will learn to bind your quilt! You will learn proper rotary cutting techniques and how to piece strips together to create your binding using the width of fabric. You will also learn how to attach your binding to your quilt by machine as well as begin to hand stitch your binding in place.

## EASY QUILT AS YOU GO - HOLIDAY STRIP PLACE MAT

**Monday, December 1st, 10:30 am - 3:00 pm**

**\$50.00 + HST**

The holiday season is upon us! In this class we will be creating a simple holiday strip place mat. Using skills you've already learned in class such as precise cutting and beginners quilting we will be designing a wonderful holiday place mat. Perfect to give as a holiday gift or display at your own holiday gathering for all to enjoy.

## LEARN TO QUILT: CHARM PACK WITH SASHING & BORDERS

**Monday January 5th, 10:30 am - 4:00 pm**

**\$60.00 + HST**



In this class you will learn how to use sashing in between your blocks. You will also learn how to measure and cut borders for your quilt. In this class you will only be completing a quilt top, no sandwiching or quilting.

## LEARN TO QUILT: STRIP PIECEING

**Monday February 2nd, 10:30 am - 4:00 pm**

**\$60.00 + HST**

In this class we will be creating an Irish chain quilt. Creating this quilt utilises the skill of strip piecing to create a 9" patch block. This block will then be used to create an Irish chain quilt. This class will only be focused on creating the quilt top, not sandwiching or quilting.



## QUILT YOUR QUILTS WITH JANE CASTANEDA

**Longarm "quilt it yourself" or have it done professionally, it's your choice!**

Professional, quality machine quilting by Jane is \$55.00 per hour. Thread and batting must be purchased at triangle to optimize the stitches, thread tension and the overall result. For more information scan the QR code.



## RENT OURS & QUILT YOUR OWN QUILTS! Get certified for our longarm rental program

**Monday September 15th or Wednesday October 22nd or Saturday November 22nd or Wednesday December 3rd or Monday January 12th or Friday February 13th or Saturday March 7th**

**\$100.00 + HST (per day - only one day required)**

**10:30 am - 4:00 pm**

If you've tried long arm quilting before, struggled with free-motion on your domestic machine, or found professional quilting too costly—this class is for you. Learn to use the smooth and precise Bernina Q24, featuring dual stitch regulators, through our new rental program. This certification class allows you to rent the Q24 (with teacher support) for just \$40/hr (min. 3 hours), Monday–Saturday. Project time varies. Ask staff for details or register online today!



**BERNINA**



# **\*\*RON'S FALL CLASSES HAVE BEEN POSTPONED TO SPRING 2026\*\***

## **CLASSES WITH RON COLLINS**

### **QUILTED SNEAKERS**

**Wednesday April 8th or Thursday April 16th, 10:30 am - 4:30 pm**

**\$175.00 + HST**

Want to grow your shoe collection in a truly unique way? With the European-design sneaker kits, you can handcraft a pair that's completely your own—so eye-catching, people will ask, "Wait, you made those?!"

The pre-purchase kit (available at [Fabriculous.com](http://Fabriculous.com)) includes everything you need to get started:

- One pair of soles unisex soles (EU sizes 36–47) in your choice of three colours—black, white, or natural—and three styles: low, mid, or high tops.
- One pair of insoles (swap for your own orthotics if you prefer)
- Hand-sewing needle, waxed nylon thread, eyelets & pattern

Take it further by mixing & matching fabrics for the shoe body, tongue, and lining. Ready to step into something creative? Sign up for the QUILTED SNEAKERS WORKSHOP and put your best foot forward!




### **COPYING YOUR FAVORITE READY TO WEAR TOP**

**Monday & Tuesday April 13th & 14th, 10:30 am - 4:30 pm**

**\$350.00 + HST**

Do you have a favorite tee shirt or blouse that you bought and would love to have a pattern to make another one? Well, this class is for you. Bring your garment to work on and be guided through step by step to make your pattern without taking the garment apart. Learn how to trace the garment onto tissue paper; also see how to determine the grain line, drawing in darts and tucks, making facings for your new pattern. Following the tracing of your garment a test garment will be made to fine tune any fitting problems.



### **POSH POCKETS**

**Wednesday April 15th, 10:30 am - 4:30 pm**

**\$175.00 + HST + Kit fee: \$20.00**

In this workshop you will learn how to do a rounded curved patch pocket with a flap, lined patch pocket, invisible patch pocket and double welt pocket. Master sewing curved patch pockets that will give you results with smooth curved edges that will be uniform on both edges. Learn a unique lined patch pocket that will rival any pattern instruction techniques. The high-end invisible patch pocket is one that Ron discovered on an \$1800.00 jacket; the pocket is fully lined and sewed down by machine for strength with no visible stitching on the outside. A double welt pocket which is the true sign of tailoring, is a technique that Ron is known for. The welt pocket can be made into various sizes and fabrics with smooth and flat results.

### **DESIGNER SEAM AND HEM FINISHES**

**Tuesday April 7th, 10:30 am - 4:30 pm**

**\$175.00 + HST + Kit fee: \$20.00**

Create 17 reference samples in this information-packed class! Do a total of 12 different seam finishes. Seven of them are non-serged, which includes Hong Kong, Bound, Flat Fell, and French, along with a great way to finish off underlined pants with a Double French Seam. Learn also how to make continuous bias tape for some of these great seams. Plus, make a fake flat fell seam, reinforced seam, and a finished pressed open seam as well. Make an unbelievable dart and pleat using one thread on your sewing machine. Get the hands on doing a mitered hem and slick 1/4" curved hem.

### **ULTIMATE SEWING RETREAT**

**Thursday, Friday & Saturday April 9th, 10th & 11th,**

**\$525.00 + HST**

**10:30 am – 4:30 pm**

Ron Collins is a well-known international sewing expert, designer for Vogue Patterns, teacher, writer, and co-host of Web TV's Power Sewing. He is back for a limited engagement! Is fitting your nemesis? Bring your favourite patterns and muslins and let's start fitting. Go home with your pattern, adjust the pattern, cut out the garment from scrap fabric or muslin, sew the fitting shell, and then refine the fit and transfer your alterations to your pattern. Bring patterns for jackets, pants, tops, jeans, outerwear, etc. Choose whatever pattern you want and whatever fabric suits the pattern, such as in woven, stretch woven or knits. With Ron by your side, you'll be able to overcome those trouble spots in fitting.

### **CLASS REGISTRATION POLICY** All class fees are to be paid at the time of registration.

- Register ONLINE for classes - <https://www.trianglesewing.com/online-store/Live-In-store-c111407766>
- Cancellations must be made at least 7 days prior to the class date in order to receive a refund.
- Special Guest class cancellations or transferral must be made 1 month prior to the class date.
- When applicable the teacher will provide class notes.
- Classroom machines are available for use/rent for your class, given 1 weeks notice.
- Please personalize all your belongings. Triangle is not responsible for lost or stolen items.
- Triangle reserves the right to cancel 24 hours prior to any class if participation level is below minimum, if weather is hazardous or in case of an emergency.
- Triangle will issue a full course fee refund for all classes that Triangle cancels. The minimum number of students varies with each class.
- Please bring your slippers or indoor only shoes, outdoor shoes are to be removed before entering the classroom during the winter months.
- Please download and print the supply list at time of registration and purchase supplies prior to arriving for class.

## TUCKER TRIMMER 1 - STUDIO 180

**Thursday September 18th, 10:30-4:00**

**\$60.00 + HST**

Make EASY and PERFECT half square triangles every time using the Studio 180 Tucker Trimmer! In this class we will make the beautiful stars for the Bread-and-Butter Runner pattern by Deb Tucker.

## SEW ALL DAY

**Monthly on Mondays 10:30 am – 4:00 pm**

**\$35.00 + HST(per day)**

**September 22nd or October 27th or November 24th or December 8th or January 26th or February 23rd or March 30th or April 20th or May 25th**

Do you have an unfinished quilting project that needs finishing? Perhaps it's a bag (ByAnnie) project you need some support with. Maybe you just want to sit, sew, & socialize; it doesn't matter. Come use the space, have some help when you need it, and have a great day!

## HOLLOW CUBE - STUDIO 180

**Monday September 29th, 10:30 am - 4:00 pm**

**\$60.00 + HST**

Create a Hollow Cube block to stand alone as a wall hanging or use as a pillow cover or make several blocks to put into a quilt! In this class you will learn to use the Studio 180 Star Ruler to make blocks from 3" to 18" depending on how you want to use your blocks!

## CRAZY CURVES QUILTS

**Thursday, October 30th, 10:30 am - 4:00 pm**

**\$60.00 + HST**

Have you always wanted to make a quilt with circles but didn't feel ready to tackle those curved seams! Elisa Wilson's Crazy Curve template makes circles easy! In this one-day workshop, you will learn to use Elisa's technique using the Crazy Curve template to make circles and gain the confidence to complete a quilt and start many more quilts that use circles!

## ELECTRIC QUILT 8 – BEGINNER CLASS

**Thursday September 25th, 11:00 am – 3:00 pm**

**\$80.00 + HST**

EQ8 Beginner is the perfect intro for new users and a great refresher for existing ones. Learn how EQ8 can help you design quilts, choose fabrics, resize blocks, and make the most of this powerful tool. EQ8 on your laptop is recommended, but curious non-owners are welcome too!

## ELECTRIC QUILT 8 – INTERMEDIATE CLASS

**Monday November 10th, 11:00 am – 3:00 pm**

**\$80.00 + HST**

This class is for students who have used EQ8. In the Intermediate EQ8 class, you'll review key tools like the Welcome Screen, Quilt Worktable, Sketchbook, and printing options; set up and revise quilts; edit and design blocks; explore custom set layouts with panels and borders; and learn to use adjust tools for personalized quilt creation. Students MUST already be familiar with the basic functions of EQ8 and have designed, saved, and printed at least one quilt.

## WING CLIPPER - STUDIO 180

**Thursday November 20th, 10:30 am - 4:00 pm**

**\$60.00 + HST**

Do you struggle with your flying geese? Find that they don't lie flat. They never seem to end up the exact size you want. In this class you will use the Studio 180 Wing Clipper tool to make accurate flying geese every time! We will use the Wing Clipper to make this bag that measures 20" x 20" x 4".

## QUILT CLUB

**\$180.00 + HST (each session of 6-nights, total 18 hours)**

**Wednesdays 5:00 pm - 8:00 pm**

**Session 1:** September 3rd, 17th, 24th, October 15th, 29th, Nov 5th

**Session 2:** November 12th, 19th, 26th, Dec 3rd, 10th, 17th

**Session 3:** January 7th, 14th, 21st, 28th, February 4th, 11th

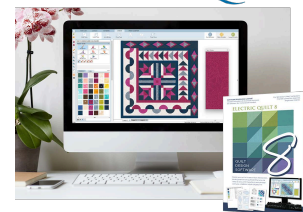
**Session 4:** February 18th, 25th, March 4th, 11th, 25th, April 1st

**Session 5:** April 22nd, 29th, May 6th, 13th, 20th, 27th

Quilt Club meets most Thursday evenings, except holidays, special events, and during July and August. Bring your current quilting project—whether it's a quilt, bag, or craft—and enjoy a fun, social evening with fellow quilting enthusiasts. The instructor is available to help troubleshoot, share tips and techniques, and boost your quilting confidence. It's a great way to learn, connect, and enjoy sewing together!



**ELECTRIC QUILT**





## BEGINNER MACHINE QUILTING

**Saturday, November 1st, 11:00 am to 1:00 pm**

**\$30.00 + HST**

Learn how versatile your walking foot can be and tips and tricks for those intimidated by trying free motion quilting. There will be plenty of time to practice and gain confidence using your walking foot and free-motion skills to make bags, wall hangings and quilts.



## GO WILD WITH FREE MOTION QUILTING

**Saturday November 8th, 11:00 am to 1:00 pm**

**\$30.00 + HST Kit Fee \$10.00**

An adventurous workshop with those experienced machine. Quilters that want to branch out and experiment with their walking and free motion skills. A variety of techniques will be covered (including sketching/thread painting, stitching on paper, creating textured surfaces) A good starting point to those that would like to launch into creating their own fiber art. The kit includes everything you will need to crest a cloth book to record the techniques that you explore during the workshop.

## KIDS CLUB with Valerie

**\$180.00 + HST (each session)**

**Mondays, 5:30 pm – 7:30 pm (6 weeks - 12 hours)**

**Session 1 - September 15th, 22nd, 29th, October 20th, 27th & November 3rd**

**Session 2 - November 10th, 17th, 24th, December 1st, 8th & 15th**

**Session 3 - January 5th, 12th, 19th, 26th, February 2 & 9th**

Come and join our fun and exciting weekly sewing club. Choose your own projects, and we will assist you as you work your way through them. This club is both educational and social. Experience the pleasure that sewing has to offer. You have the ability to express yourself creatively in all of your projects. The club is paid in advance by session and NEW REGISTRATIONS ARE WELCOME AT any time, provided space is available. Please be sure to come prepared with your sewing machine (if you have one), a project and all the requirements that the pattern calls for.



## EMBROIDERED "TREE OF LIFE" QUILT

**\$50.00 + HST (per day)**

**Saturdays, September 27th and/or November 15th and/or January 17th, 10:30 am - 4:30 pm**

**Wednesdays, October 15th and/or December 10th and/or February 11th, 10:30 am - 4:30 pm**

Choose from as many or a few dates as you'd like. Create a beautiful family heirloom with the "Tree of Life" quilt design, perfect for passing down through generations. Add personalized leaves as your family grows. Choose from four block sizes (5", 6", 7", or 8") be sure it fits your embroidery hoop. Finished quilt sizes range from 34"x48" to 54"x77", with stitch counts from 844,378 to 1.46 million. This project takes time, but the results—and the requests from loved ones—will be worth it. Purchase the design package from [anitagoodeesign.com](http://anitagoodeesign.com) and be sure to download and back it up promptly, as it can only be downloaded twice.



## THE EVENING STITCHERS

**\$180.00 + HST (each session of 6-nights, total 18 hours)**

**Thursdays - 6:00 pm - 9:00 pm**

**Session 1 - September 18th, 25th, October 2nd, 9th, 16th & 30th**

**Session 2 - November 6th, 13th, 20th, 27th December 4th & 11th**

**Session 3 - January 8th, 15th, 22nd, 29th, February 5th & 12th**

**Session 4 - February 19th, 26th, March 5th, 12th, 26th & April 2nd**

Spend your evenings creating beautiful garments and/or stylish home décor in a friendly, inspiring space. Guided by Jane. A warm, patient, and knowledgeable instructor. You'll get hands-on help with fabric layout, cutting techniques, construction, and professional finishing. Whether you're sewing a chic outfit, something for a new baby in the family, a cozy throw pillow, or a new set of curtains to brighten your home, you'll enjoy expert guidance and plenty of encouragement. Bring your own project, machine, and supplies (or rent a machine from us) and join a welcoming community of makers who love to stitch after dark.



## INTRODUCING...

### CELESTE CX1e

- Spacious 9.5" x 14" embroidery area
- Wireless enabled and compatible with Artspira\*
- Bright and clear 10.1-inch LCD
- Discover 523 embroidery designs
- 2-Point Embroidery Positioning
- Matrix copy feature

### CELESTE CX1

- Spacious 11.25" x 5.0" workspace 16" x 25" workspace with the included wide table
- Loads of included accessories
- Bright and clear 10.1-inch LCD
- Over 760 built-in sewing stitches
- Innovative Intelligent Stitch Regulator (Same as EV1)
- Sew Straight Laser Guide





# GET COMFORTABLE GARMENT SEWING WITH ROUBY

## KIDS SEWING CLUB



## ADULT SEWING CLUB

**Tuesdays 10:30 am - 1:30 pm**

**Session 1 - October 14th, 21st, 28th, November 4th, 11th, 18th**

**Session 2 - November 25th, December 2nd, 9th, 16th, January 6th & 13th**

**Session 3 - January 20th, 27th, February 10th, 17th, 24th & March 3rd**

Want to learn how to sew or get back into it with some guidance?

Join us for a supportive and inspiring sewing experience with Rouby! Whether you're sewing for yourself, a loved one, your home, or a little one, you'll receive encouragement and help every step of the way as you work on the pattern of your choice. Learn how to properly lay out fabric, use cutting techniques, construct garments, and apply professional finishing methods. Please come prepared with your sewing machine (rentals available), project pattern, and all required materials and supplies. New participants are welcome anytime, space permitting. For late registrations, please call the store.

## KIDS CLUB with Rouby

**Tuesdays 5:30 pm - 7:30 pm (6 weeks - 12 hours)**

**Session 1 - October 14th, 21st, 28th, November 4th, 11th, 18th**

**Session 2 - November 25th, December 2nd, 9th, 16th, January 6th & 13th**

**Session 3 - January 20th, 27th, February 10th, 17th, 24th & March 3rd**

Join our fun and creative weekly sewing club just for kids! Pick your own project and we'll help you every step of the way as you learn and sew. This club is a great place to learn new skills, make new friends, and let your imagination shine through your creations. Sewing is a fun way to be creative and make something all your own! The club is paid in advance by session, and new registrations are welcome anytime, as long as there's space. Please bring your sewing machine (if you have one), your project, and everything your pattern needs. Machines are available for rent if needed.

## EMBROIDERY MACHINE PROJECTS AND/OR QUILTS

**Saturday September 13th and/or Wednesday October 29th and/or Saturday November 29th and/or Monday January 19th and/or Saturday February 21st, 10:30 am - 4:30 pm**

**\$50.00 + HST (per day)**

Looking to elevate your next quilting project? Or, maybe you're ready to create a stunning project entirely on your embroidery machine? Join us for an inspiring class focused on embroidery, appliqué, and edge-to-edge quilting techniques. Choose your own theme/project and receive personalized guidance throughout the creative process. Whether you're looking to refresh your skills or explore new techniques, this class will offer fresh ideas to enhance your quilting. Incorporate embroidery into your quilt blocks/projects. Master the art of appliqué in the hoop. Complete your quilt/project using edge-to-edge quilting utilizing the quilt-in-the-hoop method. This class is perfect for quilters of all levels who want to add a unique, personal touch to their next creation. It is also suitable for those that are new to their embroidery machines.



## GARMENT SEWING & ALTERATIONS

**\$50.00 + HST (per day)**

**10:30 am - 4:30 pm**

**Wednesday September 17th and/or Saturday October 18th and/or Wednesday November 19th and/or Thursday December 11th and/or Saturday January 10th and/or Monday February 9th**

Ready to create clothing that truly fits you? Whether you're dreaming of a custom-made piece or want to transform something you already own, Rouby will guide you through every stitch with expert care. Choose the date(s) that work for you, and enjoy a creative, hands-on experience that ends with a garment that fits like a dream—and feels just as good to make.

## KIDS SEWING CAMPS THE BASICS OF SEWING JUST ABOUT ANYTHING

### Christmas Break

**Week 1 - Monday, Tuesday & Wednesday December 22nd, 23rd & 24th, 10:30 am - 1:30 pm - \$135.00 + HST(9hrs)**

**Week 2 - Monday, Tuesday, Wednesday & Friday December 29th, 30th, 31st January 2nd, 10:30 am - 1:30 pm - \$180.00 + HST(12hrs)**

### March Break

**Monday - Friday March 16th - 20th 10:30 am - 1:30 pm \$225.00 + HST(15hrs)**

Come join the fun and learn to sew! Campers will work on fun projects while building essential sewing skills that can be used in many future creations. They'll learn a variety of foundational techniques, including how to thread a machine, wind a bobbin, change presser feet and needles, follow and pin a pattern, cut fabric accurately, and more. Additional skills may include creating drawstring casings, sewing zippers, topstitching (with or without decorative stitches), using interfacing and linings, and confidently handling sewing tools like scissors, pins, seam rippers, and tape measures. \*Sewing machines are available to rent for the week. \*

## PRIVATE ONE TO ONE LESSONS \$40.00 + HST/hour

Ideal for those seeking personalized guidance, these one-on-one sessions are led by a couture-trained sewist and tailored to your specific goals. A minimum of three hours is required per private booking. For more information or to schedule your session, please contact Triangle Sewing Centre.

**CLASS SUPPLY LISTS ARE FOUND BELOW EACH CLASS DESCRIPTION ONLINE**

*Save  
the  
Date*

**SPECIAL EVENT CLASSES WITH  
JANOME COMING SOON!**

**THURSDAY - SATURDAY OCTOBER 23rd - 25th**





**\*\*\*IF YOU PURCHASED YOUR MACHINE FROM TRIANGLE SEWING CENTRE, THESE CLASSES ARE FREE.\*\*\***

**REGISTER PRIOR TO THE CLASS DATE, AS SPACE IS LIMITED.**

## **MECHANICAL MACHINES**

**\$125.00 + HST (This class is free if you purchase from Triangle.)**

**Tuesdays, September 16th or October 21st or November 18th or December 2nd or January 20th or February 10th, 2:30 pm - 5:00 pm**

This is a basic mechanical machine class. We will teach you what needles to use and when, how to spot improper bobbins, and what types of thread to use. You will learn how to clean, oil and prevent the most common operational errors. In this class you will learn how to straight stitch, zig zag, adjust your needle position and make buttonholes. Learn how to use the stitches and where to apply them. We will answer any questions you may have, giving you enough confidence and knowledge to use your machine to its full potential.

## **SERGERs**

**\$100.00 + HST EACH (This class is free if you purchase from Triangle.)**

**Part 1: Tuesdays, September 23rd or November 25th or January 27th, 2:00 pm - 4:00 pm**

**Part 2: Tuesdays, October 28th or December 9th or February 24th, 2:00 pm - 4:00 pm** *(Must have taken part 1 before part 2)*

Familiarize yourself! Become friends with your serger! Learn to thread and serge with ease, tension, differential feed, curves, corners, backstitching, picot edges, 3 thread seams, & rolled hems. The serger will become your best friend. We will answer any questions you may have, giving you enough confidence and knowledge to use your machine to its full potential.

## **COVERHEM MACHINES**

**\$150.00 + HST (This class is free if you purchase from Triangle.)**

**Wednesday September 24th or Wednesday January 14th, 1:00 pm - 4:00 pm**

If you have a cover hem machine and would like to learn how to use it properly, see all the tips, tricks and complementary accessories for it then these classes are suitable for you. We will teach you how to thread it, demonstrate a variety of hem guides and some other valuable items not to mention a ton of knowledge. Let us help you really put this machine to work!!

## **SEWING MACHINE ACCESSORIES**

**\$100.00 + HST (This class is free if you purchase from Triangle.)**

**Wednesdays, September 10th or November 5th or February 18th, 2:00 pm - 4:00 pm**

Explore the possibilities in this two-hour lecture. Learn about quilting attachments, the ruffler, invisible zipper feet and much, much more. We will discuss the variety of applications and uses for these wonderful gadgets. We will share our tips and tricks with you so be sure to BRING A PEN, PAPER AND YOUR ACCESSORY BOOK (if you have one)

## **COMPUTERIZED MACHINES**

**\$250.00 + HST (This class is free if you purchase from Triangle.)**

**Thursdays, September 11th or October 16th or November 13th or January 8th or February 12th, 12:00 pm - 5:00 pm**

**Fridays, September 5th or November 7th or November 28th or January 9th or February 6th, 12:00 pm - 5:00 pm**

Get comfortable with your machine with our guidance. We will teach you what needles to use and when, how to spot improper bobbins, and what types of thread to use. You will learn how to clean, oil and prevent the most common operational errors. Also, how to do buttonholes, hem jeans, quilt, use twin needles, combine decorative stitches and use your fonts. Learn how to use the stitches and where to apply them. We will answer any questions you may have, giving you enough confidence and knowledge to use your machine to its full potential.

## **EMBROIDERY MACHINES**

**\$250.00 + HST (This class is free if you purchase from Triangle.)**

**Fridays, September 19th or October 17th or November 14th or December 5th or January 16th or February 20th, 12:00 pm - 5:00 pm**

In this class we will answer your questions about what stabilizers to use and when, using different threads for different applications, design placement techniques, lace making, and much more. We will discuss the problems and successes you have encountered, so be sure to bring your samples (good or bad); we will learn from each other! We will answer any questions you may have, giving you enough confidence and knowledge to use your machine to its full potential.

## **KNOW YOUR BERNINA**

**\$250.00 + HST (This class is free if you purchase from Triangle.)**

**Fridays, September 26th or October 31st or November 21st or December 12th or January 23rd or February 27th, 12:00 pm - 5:00 pm**

Just purchased a new Bernina? This class is designed for you! We take you through the steps of basic operation to really understand your new machine. (One step at a time, you will grow to love the machine you knew you had to have.) The fine operations and exclusive features keep you from wanting anything more. We will teach you what needles to use and when, how to spot improper bobbins, and what types of thread to use. You will learn how to clean, oil and prevent the most common operational errors. You will learn how to sew buttonholes, hem jeans, quilt, use twin needles, combine decorative stitches, and use your fonts. Learn how to use the stitches and where to apply them. We will also answer any questions you may have, giving you enough confidence and knowledge to use your machine to its full potential.

**CLASS SUPPLY LISTS ARE FOUND BELOW EACH CLASS DESCRIPTION ONLINE**

# JANOME

Canada  Since 1978

Introducing the Memory  
Craft 1000 & 100E –  
Precision, elegance, and  
limitless creativity in  
every stitch.



Both models feature:

- Stunning stitch quality
- USB design transfer
- Easy-to-use LCD touchscreen
- Janome's legendary reliability

**MSRP \$2,349.00 SALE \$1,999.00**

*Memory Craft 1000:* A powerhouse of innovation, combining sewing and embroidery in one seamless experience. Perfect for the passionate maker who demands versatility and excellence.



**MSRP \$1,899.00 SALE \$1,399.00**

*Memory Craft 100E:* Designed with pure embroidery in mind, this sleek, dedicated machine brings your designs to life with vibrant precision and ease.

**Turn every stitch into a masterpiece -  
discover the Memory Craft 1000 & 100E today!**