

TRIANGLE *Sewing Centre*

Features:

- ❖ A full 13-inch (330mm) extended frearm including
- ❖ 10 inches (254mm) of space to the right of the needle
- ❖ Bernina stitch regulator (BSR) & Bernina Dual Feed
- ❖ New Wi-Fi connectivity and Bernina Stitch out app
- ❖ Jumbo bobbin that holds up to 70% more thread
- ❖ Colour 7-inch display with easy navigation
- ❖ New alignment of lettering and designs
- ❖ New: 4-point placement with morphing
- ❖ New shape designer & Stitch designer
- ❖ Bernina hook - with 9mm stitch width
- ❖ Modern touch screen technology
- ❖ New: customizable quilt designs
- ❖ New Bernina StitchPrecision2
- ❖ New Bernina pinpoint laser
- ❖ 30 bright led lights

B790 PRO

CALL FOR PROMOTION DETAILS



BERNINA *made to create*

B570QE E

Features:

- ❖ Jumbo bobbin - 70% more thread capacity
- ❖ BERNINA Hook System - faster and quieter
- ❖ More space – 8.5" to the right of the needle
- ❖ Large centrally located 4.3" touchscreen
- ❖ BERNINA Stitch Regulator (BSR) standard
- ❖ Automatic thread cutter
- ❖ BERNINA Dual Feed
- ❖ 450 stitch patterns
- ❖ 9 mm stitch width

CALL FOR PROMOTION DETAILS



386 WOOLWICH ST. GUELPH ONTARIO N1H 8L2 - 519.822.9910
www.trianglesewing.com trianglesewing@gmail.com

ELEVATE YOUR CRAFT WITH THE BROTHER ENTREPRENEUR SERIES!

Introducing the Embroidery Dream Team:

❖ **Brother PR1055X - 10 Needle Entrepreneur** - Immerse yourself in a world of endless possibilities with 10 needles for efficient multi-color embroidery. Precision and speed combined to bring your creative visions to life.

- **InnovEye Plus Technology** delivers advanced precision
- **10-needle** embroidery and **10-needle** auto threading
- Endless design possibilities with built-in **My Design Center**
- **1,184** built-in embroidery designs and fonts
- **10.1** high-definition colour LCD touchscreen
- Fast embroidery speeds up to **1,000** stitches per minute
- Track your progress with the **My Stitch Monitor Mobile App**
- **14" x 8.5"** expansive embroidery area and 4 included frames
- **Wireless LAN** connectivity
- Expand your machine's capabilities with add-on accessories - **Hat Hoop**

❖ **Brother PR680W Entrepreneur W** - Unleash your creativity with a wide embroidery area, perfect for large designs and projects. Wireless connectivity for hassle-free design transfers.

- **6-Needle** Versatility
- Cross-Hair Embroidery **Droplight Laser**
- Colour Grouping, Colour Management, and Colour Sort
- **Connect Wirelessly**
- **LED** Lighting and **8" x 12"** Spacious Work Area
- **10.1** high-definition colour LCD touchscreen
- **24 Built-in tutorial videos**
- Expand your machine's capabilities with add-on accessories - ie: **Hat Hoop**

❖ **Entrepreneur One PR1X Single-Needle Embroidery Machine** - Precision meets simplicity with single-needle accuracy. User-friendly interface for both beginners and seasoned embroiderers.

- Maximum Embroidery Area **8" x 8" (20.3 cm x 20.3 cm)**
- **Single needle embroidery machine with free arm embroidery** to reach areas like caps sleeves and bags with ease (cap frame sold separately)
- Easy to Use **7" LCD Display** to watch on-screen tutorials and easily edit
- Embroiders **1000 spm.**
- New set of **compact mini hoops** exclusive to Persona for small items such as children's garments socks and headbands.
- **405** built-in designs; **20** size-adjustable fonts plus frames & decorative frames, **6** Decorative alphabet designs.
- **Side bobbin winder** so you can wind a new bobbin while the machine is embroidering.
- **Enhanced Editing Features**

brother
at your side

Embroider Your
Imagination with Brother

Where Craftsmanship
Meets Innovation!



PR1055X



PR680W



PR1X


CALL FOR PROMOTION DETAILS

QUILT YOUR OWN QUILTS WITH VALERIE PATTERSON

\$100.00 + HST

10:30 am - 4:30 pm

Wednesday March 20th
OR Saturday April 6th
OR Monday May 13th
OR Tuesday June 11th
OR Saturday August 17th
OR Monday September 16th



Would you like to take your quilts from conception to completion and really make them your own? Then this is the class for you! Perhaps you have had the opportunity to rent a long arm in the past and enjoyed the experience. Maybe you are tired of the fight with free motion quilting on your domestic sewing machine. Or you may have projects that have not been finished because professional quilting is too costly. We have the solution. The Bernina Q24 is an amazing system and it is now being offered to you through our newly created rental program. It has not one, but two stitch regulators to make all your stitches exactly the same length and it is the smoothest long arm you will ever try! Your quilting results will be, by far, your best ever. This tutorial will give you certification to rent our Bernina Q24 as frequently as you wish, always with a teacher by your side to lend a hand. Ask for further details from our staff and register for the class online. Rental fee is \$30/hour for a min of 3 hours. Any additional time required will be at a flat rate of \$30/hr. The number of hours required to complete your project will depend on each individual quilt & pattern. Rental periods are available from Monday - Saturday.



BERNINA

GET COMFORTABLE SEWING WITH ROUBY MOORE

KIDS CLUB

\$135.00 + HST (EACH)

Tuesdays 5:00 pm – 6:30 pm (6 weeks - 9 hours)

Session 4 - February 20th, 27th, March 5th, 19th, 26th & April 2nd

Session 5 - April 9th, 23rd, 30th, May 7th, 14th & 21st

Session 6 - May 28th, June 4th, 11th, 18th & 25th (\$112.50 - 5 weeks)

Come and join our fun and exciting weekly sewing club. Choose your own projects and we will assist you as you work your way through them. This club is both educational and social. Experience the pleasure that sewing has to offer. You have the ability to express yourself creatively in all of your projects. The club is paid in advance by session and **NEW REGISTRATIONS ARE WELCOME AT ANYTIME** providing space is available. Please be sure to come prepared with all your sewing machine (if you have one), a project and all the requirements that the pattern calls for.



GARMENT SEWING & ALTERATIONS

\$50.00 + HST (each)

Thursday February 22nd **OR Thursday** March 21st **OR Wednesday** April 3rd **OR**

Saturday May 11th **OR Wednesday** June 5th, 10:30 am - 4:30 pm

Do you want to make some custom clothing or items that fit you better than store bought? Or maybe you need to alter something you already have. Either way, Rouby will help you through the process. Choose any date(s) that suits your schedule. With her help, experience and talent, you will have a great experience and a well fitted garment.



KIDS SEWING CAMP

THE BASICS OF SEWING JUST ABOUT ANYTHING

\$210.00 + HST (each)

March Break

Monday – Friday March 11th – 15th, 10:30 am – 1:30 pm

Summer Camps

Week 1 - Tuesday - Friday July 2nd - 5th, 10:30 am – 2:15 pm

Week 2 - Monday - Thursday July 15th - 18th, 10:30 am – 2:15 pm

Week 3 - Tuesday - Friday August 6th - 9th, 10:30 am – 2:15 pm

Week 4 - Monday - Friday August 12th - 16th, 10:30 am – 1:30 pm

Week 5 - Monday - Friday August 19th - 23rd, 10:30 am – 1:30 pm

Week 6 - Monday - Friday August 26th - 30th 10:30 am – 1:30 pm

Come join the fun and learn to sew! Projects will involve some simple, but fundamental sewing techniques that can be used to sew many different items (tote bags, accessory cases, etc.) Campers will learn a variety of basic and essential sewing skills: Machine threading • Bobbin winding • Changing feet and needles • Basic cutting • Reading and pinning a pattern Drawstring casings • Sewing zippers • Topstitching with/without decorative stitches • Using interfacing • Lining techniques • Handling scissors, pins, seam rippers, tapes measures, etc.

***Sewing machines are available to rent for the week. ***



**KIDS
SEWING
CAMP**

ADULT SEWING CLUB

Mondays, 5:00 pm – 8:00 pm 6 weeks (18 hrs)

\$270.00 + HST (each)

Session 4 - February 26th, March 4th, 18th, 25th, April 8th & 22nd

Session 5 - April 29th, May 6th, 13th, 27th, June 3rd & 10th

Wednesdays, 5:00 pm – 8:00 pm 6 weeks (18 hrs)

\$270.00 + HST (each)

Session 4 - February 21st, 28th, March 6th, 20th, 27th & April 3rd

Session 5 - April 24th, May 1st, 8th, 15th, 22nd, & 29th

If you would like to learn how to sew or maybe just get back into it and want some assistance, come, and join us! Rouby will assist, inspire, and encourage you through the journey while you construct the pattern of your choice. Choose a pattern for yourself, a loved one, your home or maybe something for your little one. Learn the correct way to lay out your fabric, cutting techniques, basic construction, and proper finishing methods. The club is paid in advance by session. Please be sure to come prepared with all your sewing supplies, sewing machine (rentals are available), a project and all the requirements the pattern calls for. **NEW REGISTRATIONS ARE WELCOME AT ANYTIME** providing space is available. Call the store for late registration.

PRIVATE ONE TO ONE LESSONS \$40.00 + HST/hour

This is for sewers who would benefit from private lessons with a couture-trained sewist. A private class must be a minimum of three hours or more. Please call Triangle Sewing Centre for more information and to book your sessions.

CLASS SUPPLY LISTS ARE FOUND BELOW EACH CLASS DESCRIPTION ONLINE

CLASS REGISTRATION POLICY

All class fees are to be paid at the time of registration.

- Please register ONLINE for all classes at <https://www.trianglesewing.com/online-store/Live-In-store-c111407766>.
- Cancellations must be made at least 7 days prior to the class date in order to receive a refund.
- Special Guest class cancellations or transferral must be made 1 month prior to the class date.
- When applicable the teacher will provide class notes.
- Triangle reserves the right to cancel 24 hours prior to any class if participation level is below minimum, if weather is hazardous or in case of an emergency.
- Triangle will issue a full course fee refund for all classes that Triangle cancels. The minimum number of students varies with each class.
- Please bring your slippers or indoor only shoes, outdoor shoes are to be removed before entering the classroom during the winter months.
- Please download and print the supply list at time of registration and purchase supplies prior to arriving for class.
- Please personalize all your belongings. Triangle is not responsible for lost or stolen items.
- Classroom machines are available for use during class time upon request.

DO YOU HAVE AN EMBROIDERY MACHINE?



JOANNE
ALDERSON

Would you like to learn how to **Applique & Quilt** with it?
These classes are a great place even for a very beginner to start...

"LUNCH BOX QUILTS"

(In the hoop by embroidery)

\$50.00 + HST

Wednesdays 10:30 am - 4:30 pm
March 27th OR May 22nd OR September 25th

Saturdays 10:30 am - 4:30 pm
February 24th OR April 27th OR June 22nd



A fabulous beginner in the hoop by embroidery project. Come join us for a fun filled day with Cat's Meow, Everything Baby, Ooh la la, Retro Campers, Mixed Mutts and more: your choice. Be creative and use any fabric for each applique. Use faux fur, chenille flannel, minky or any wild batik. Learn how to use your embroidery machine and make an amazing quilt in the process. Pattern must be purchased prior to the class.



OOH LA LA



CAT'S MEOW



MIXED MUTTS



BABY OH BABY



XMAS CATS

HOOPSISTERS - QUILT BY EMBROIDERY

Tuesdays & Wednesdays 10:30 am – 4:30 pm

\$150.00 + HST

March 5th, 6th & April 24th
OR May 7th, 8th & June 19th


Using the Hoopsisters meticulous instructions and your instructor's guidance, you too can create one of these stunning quilts. These perfectly quilted, pieced, appliqued, and decoratively stitched blocks are all created in the hoop of almost ANY embroidery machine. Become a Hoopsister as you and fellow classmates work through sewing out the blocks and learning how to put it all together the most cost effective and easiest possible way. We have 11 different samples in the store. You are welcome to come and have a look! These quilts are amazing gift ideas that can be passed down for generations to come. There will be an additional fee for the pattern of your choice, call for further details.



DIAMOND SKILL BUILDER



MOROCCAN SUNSET



NAVIGATOR

Immerse yourself in the world of BERNINA with our team of Educators. Whether you are an experienced BERNINA user, new to BERNINA, or just BERNINA curious we can help you improve your sewing. Join us for one or all of our sessions.

BERNINA

The BERNINA Garment Sewing Experience Friday March 8th, 10:30am - 1:00pm \$50.00 + HST

Enjoy an expert demonstration of popular accessories to make your next project sing. Test drive the latest machines with this information to create take-home technique cards for future reference. Be inspired by our favourite samples and bring your sewing questions.

The BERNINA Quilting Inspiration Friday March 8th, 2:00pm - 4:30pm \$50.00 + HST

See the latest BERNINA quilting feet in action, then try it for yourself on a variety of quilting machines. We've got new ideas to show you on domestic machines. Long arms and sit-down models. Join us for the fun and learning at any level of quilting. We will help you perfect your piecing, improve your free-motion flow, regulate your rulerwork, and much more!! Go home with quilted samples in hand and a mind filled with ideas.

The BERNINA Embroidery Extravaganza Saturday March 9th, 10:30am - 1:00pm \$50.00 + HST

Let us open your eyes to the world of embroidery as we demonstrate the latest BERNINA embroidery features to make your next project shine. Learn when you need software, see how to perfectly position your motif, and see how we professionally quilt with embroidery. Come and play and explore the possibilities.

The BERNINA Overlocker Saturday March 9th, 2:00pm - 4:30pm \$50.00 + HST

Overlockers are not just for finished edges. See how to incorporate serging into all your sewing and quilting projects. Try our newest accessories that give unexpected results. See and stitch on the newly released bernette overlockers and a special edition BERNINA overlocker made especially for quilters. Take home your stitched samples with reference cards to be ready for your next project.



Gifts in every session, reference cards, & fabric will be provided.



EMBROIDER WITH DEBBIE O'BRIEN

CIRCLE OF HEARTS

\$60.00 + HST

Thursday June 27th, 10:30 - 4:30 pm

Have some applique fun with your embroidery machine!! This, circle of hearts table center piece, would be perfect for your next coffee "gab session with the girls", a tea party or even your book club night. Comes in 3 sizes as follows: 11.5 inches (diameter), 14 inches or 16 inches all dependent on the hoops that you have for your machine.



QUILTS AND BAGS WITH RUTHANNE FINNIGAN

SANDWICHING A QUILT & BEGINNING TO MACHINE QUILT

\$50.00 + HST

Monday March 25th, 10:30 am - 3:30 pm

(\$25.00 optional kit fee for those who do not have their own quilt to bind that will contain two pieces of fabric and one piece of batting approximately 20" x 15" placemat size) Bring your pieced quilt top and learn how to sandwich your quilt top with batting and backing for perfect machine quilting. Once your quilt is sandwiched, you will learn the basics of using a quilting foot for "stitch in the ditch" or diagonal machine quilting to start quilting your quilt by machine! Beginner level.




HALF SQUARE TRIANGLES

\$50.00 + HST

Monday April 22nd, 10:30 am - 3:30 pm

(Optional: \$40.00 kit fee that includes Christmas fabric to make 21" x 14" top, backing, and batting. Binding fabric will be available for purchase from the instructor if requested.) The half-square-triangle is one of the most common and versatile quilt blocks next to basic squares. In this class participants will learn various methods to create accurate half square triangles. We will cover the importance of accurate rotary cutting, 1/4" seams, nesting seams, and techniques to ensure accurate points when working with half-square-triangles. Participants will use their blocks to create a small wall hanging or placemat quilt top 21" wide x 14" long. Play with your squares to select the layout you prefer! Intermediate level (some rotary cutting skills required)



BAGS, PURSES, ORGANIZERS & MORE

\$60.00 + HST

Monday March 4th or Wednesday May 1st, 10:30 am - 4:30 pm

Pick your own By Annie project or other purse or bag project at any stage of completion - quilting, cutting, partly finished, or just getting started. The instructor will guide you through techniques, tips, and tricks to complete your project! See the samples in store for inspiration! When you register, please tell us what project you want to work on.



CURVY LOG CABIN

\$60.00 + HST

Monday March 18th, 10:30 - 4:30 pm

Using Creative Grids Curvy Log Cabin Trim Tool, use up scraps, jelly roles, fat quarters, or yardage to make a perfect 6 or 8 inch finished curvy log square. Using the Curvy Log Cabin Trim Tool, each round is squared up before the next set of logs are added, the results are spectacular.



BINDING A QUILT

\$40.00 + HST

Monday April 8th, 10:30 am - 2:30 pm

(Optional: \$ 25.00 kit fee for those who don't have their own quilt to bind. Kit will contain a quilted piece approximately 20" x 15" with matching binding.) In this 4-hour class, participants will learn to bind their quilt. Instruction includes, preparing a sandwiched quilt for binding, rotary cutting, and piecing strips to create their own binding (width of fabric or on the bias), attach the binding to your quilt by machine and begin hand stitching the binding in place. Beginner level.



QUILT CLUB

\$120.00 + HST each session - 6 evenings (15 hours)

Session 4: Thursdays February 22nd, March 7th, 21st, 28th, April 4th & April 25th, 5:00-7:30 pm

Session 5: Thursdays May 2nd, 9th, 16th, 23rd, 30th & June 6th, 5:00 - 7:30 pm

Quilt Club meets every other Thursday evening excluding July and August. Bring your quilting project - a quilt, a quilted bag, quilted crafts - whatever you are working on or want to work on! This is a place to socialize with other quilting enthusiasts, share, learn, and teach! Quilt Night is designed to assist everyone who wants to quilt to become a more confident quilter. The instructor is there to help with problem solving, discovering beneficial new products, quilting techniques, and encouragement to expand your confidence and skill. More importantly what is better than sewing and socializing at the same time!



FITTING AND WORKING WITH KNITS

\$300.00+ HST + Kit fee: \$20.00

Monday & Tuesday April 15th & 16th, 10:30 am - 4:30 pm

Uncover great techniques for this knit know-how-to workshop. Bring your favorite knit pattern (yoga pants, knit tops, dress, and zip up hoodie or whatever your heart desires) and fabric to this hands-on workshop. Ron will cover tips on layout, marking, cutting, interfacing, thread and appropriate needle sizes and types. This will be followed by a hands-on segment on making samples on seam and hem finishes, stabilizing necklines, and shoulder seams; plus, cool seam finishes for armholes and necklines, closures and more (all samples that you take home). We will also start on pattern sizing, adjustments, and construction. Learn how to make changes to your pattern for a large upper arm, sloping shoulders, high or low bust, sway back, flat seat or large seat, plus more. Come sew the fabric of choice for most people... comfortable to wear, great for traveling, a great staple in your wardrobe.



ULTIMATE SEWING RETREAT

\$450.00 + HST

Thursday - Saturday April 11th - 13th, 10:30 am - 4:30 pm

Ron Collins is a well-known international sewing expert: designer for Vogue Patterns, teacher, writer and co-host of Web TV's Power Sewing. He is back for a limited engagement! Is fitting your nemesis? Bring your favourite patterns and muslins and let's start fitting. Go home with your pattern, adjust the pattern, cut out the garment from scrap fabric or muslin, sew the fitting shell and then refine the fit and transfer your alterations to your pattern. Bring patterns for jackets, pants, tops, jeans, outerwear etc. Choose whatever pattern you want and whatever fabric suits the pattern, such as in woven, stretch woven or knits. With Ron by your side, you'll be able to overcome those trouble spots in fitting.



THE MOST ULTIMATE JEAN FITTING WORKSHOP

\$600.00 + HST

Wednesday - Saturday April 17th, 18th, 19th & 20th, 10:30 am - 4:30 pm

This workshop will be started by Ron's detail in his jeans and jean jackets in various fabrics from traditional denim, twills and linen to faux leather and gabardine. You will see great techniques from seams, zippers, waistbands and more. Learn the different stitches that are used for topstitching and how to use heavy top-stitching and decorative stitches in your sewing machine and how to cut down the bulk in the waistband to avoid a lumpy front closure. Ron will teach some time saving techniques for professional results in bar tacking, belt loops, hems and rivets. The workshop will continue with the students trying on the jean pattern in the Closet Core "Ginger" jean in a total of 28 sizes (0-20) in both views with the additional size 22-32 in view A. Ron has sewn the "Ginger" pattern in both views A (low rise) and B (high rise) for you to try on! Ron then will identify your fitting problems and give you the necessary alterations (flat seat, protruding seat, low seat, knock/bowed legs, gaping waistband, length, etc.) for your jeans before cutting into your pattern. Also learn how to sew a hidden stay front to create a smooth and clean silhouette, giving the appearance of a flatter front. Sew the world's best fly zipper technique that moves the zipper further into the garment and prevents the zipper being exposed at the center front.

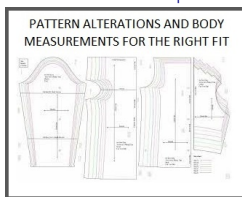


PATTERN ALTERATIONS & BODY MEASUREMENTS FOR THE RIGHT FIT

\$150.00 + HST Kit fee: \$30.00

Wednesday April 10th, 10:30 am - 4:30 pm

In this hands-on workshop you will learn how to identify the fitting problems and how to solve them. Ron will show you how to correct fitting problems regarding raising or lowering bust fullness in a princess seam, adding in a dart when a pattern requires one, moving a horizontal underarm dart to a vertical waist dart, altering for a small bust and increasing full bust for a princess seam. Along with pant alterations for knock and bowed legs, full and protruding seat, flat seat and many more. We will also take 28 body measurements: high bust, low bust, shoulder width, sleeve length, back waist length, pant and skirt length... plus, more... a total of 28 body measurements. Every student will have an alteration package to take home showing all the alterations done. Ron will give you the inside answer on what pattern companies run larger and which ones tend to run true to measurements. He will also explain how much wearing ease you need in all garments from close fitting, fitted, semi fitted, loose fitted and very loose fitted. Take the guesswork out of trying to choose what size garment by finding the "finished garment measurements" and not using the sizes on the back of the pattern envelope. See the difference in sizing charts in major pattern companies and how to choose the right size for you and how to avoid disappointment in fitting.



CLASS SUPPLY LISTS ARE FOUND BELOW EACH CLASS DESCRIPTION ONLINE

BEGINNER MACHINE QUILTING

\$30.00 + HST

Saturday March 2nd, 1:00 pm - 4:00 pm

A workshop for beginners to build confidence when tackling your machine quilted projects. Learn how to prepare your quilt "sandwich", decide what thread to use, adjust tension on your sewing machine and use the correct needle. Machine quilt with a walking foot and learn some basic free motion stitches with your free motion quilting foot.



CLASSES WITH ANDREA CURTIS

MINI LANDSCAPES

\$40.00 + HST

Saturday, May 4th, 11:00 am - 3:00 pm

Explore a variety of techniques that will take simple landscape spectacular!



BEACH GLASS WALL HANGING

\$40.00 + HST Plus kit fee \$10.00

Saturday June 1st, 11:00 am - 3:00 pm

A fun relaxing quilting project that you will want to do again and again.



LEARN TO USE YOUR MACHINE CLASSES with TRIANGLE STAFF

Remember to register prior to class date as space is limited. ** Note to all: If the machine you will be using for any of the following classes has been purchased at Triangle Sewing Centre fee as this is considered part of the free lessons given with your purchase. If you have purchased your machine elsewhere the cost can be found below the class title.**

MECHANICAL MACHINES

\$150.00 + HST (This class is free if you purchased from Triangle)

Tuesdays, February 13th or March 19th or April 23rd or May 14th or June 4th or September 17th, 1:00 pm - 4:00 pm

This is a basic mechanical machine class. We will teach you what needles to use and when, how to spot improper bobbins, and what types of thread to use. You will learn how to clean, oil and prevent the most common operational errors. In this class you will learn how to make buttonholes, hem jeans, mend and overcast. Learn how to use the stitches and where to apply them. We will answer any questions you may have, giving you enough confidence and knowledge to use your machine to its full potential.

SERGERS

\$175.00 + HST (This class is free if you purchased from Triangle)

Tuesdays, February 27th or March 26th or April 30th or May 21st or June 25th or September 24th, 1:00 pm - 4:30 pm

Familiarize yourself! Become friends with your serger! Learn to thread and serge with ease, tension, differential feed, curves, corners, backstitching, picot edges, 3 threads seams & rolled hems. The serger will become your best friend. We will answer any questions you may have, giving you enough confidence and knowledge to use your machine to its full potential.

COVER HEM MACHINES

\$150.00 + HST (This class is free if you purchased from Triangle)

Wednesdays, February 14th or May 15th or September 11th, 1:00 pm - 4:00 pm

If you have a cover hem machine and would like to learn how to use it properly, see all the tips, tricks and complementary accessories for it then these classes are suitable for you. We will teach you how to thread it, demonstrate a variety of hem guides and some other valuable items not to mention a ton of knowledge. Let us help you really put this machine to work!!

SEWING MACHINE ACCESSORIES

\$100.00 + HST (This class is free if you purchased from Triangle)

Tuesdays, February 21st or April 9th or June 12th or October 2nd, 2:00 pm - 4:00 pm

Explore the possibilities in this two-hour lecture. Learn about quilting attachments, the ruffler, invisible zipper feet and much, much more. We will discuss the variety of applications and uses for these wonderful gadgets. We will share our tips and tricks with you so be sure to BRING A PEN, PAPER AND YOUR ACCESSORY BOOK (if you have one)

COMPUTERIZED MACHINES

\$250.00 + HST (This class is free if you purchased from Triangle)

Thursdays, February 8th or April 4th, or May 9th or September 12th, 12:00 pm - 5:00 pm

Fridays, February 2nd or March 1st or April 5th or May 10th or June 7th or September 6th, 12:00 pm - 5:00 pm

Get comfortable with your machine with our guidance. We will teach you what needles to use and when, how to spot improper bobbins, and what types of thread to use. You will learn how to clean, oil and prevent the most common operational errors. In this class you will learn how to do buttonholes, hem jeans, mend, overcast, quilt, use twin needles, combine decorative stitches and use your fonts. Learn how to use the stitches and where to apply them. We will answer any questions you may have, giving you enough confidence and knowledge to use your machine to its full potential.

EMBROIDERY MACHINES

\$250.00 + HST (This class is free if you purchased from Triangle)

Fridays, February 9th or (Thurs) March 7th or April 26th or May 24th or June 14th or September 20th, 12:00 pm - 5:00 pm

In this class we will answer your questions about what stabilizers to use and when, using different threads for different applications, design placement techniques, lace making plus much more. We will discuss the problems and successes you have encountered so be sure to bring your samples (good or bad), we will learn from each other! We will answer any questions you may have, giving you enough confidence and knowledge to use your machine to its full potential.

KNOW YOUR BERNINA

\$250.00 + HST (This class is free if you purchased from Triangle)

Fridays, February 23rd or (Thurs) March 28th or May 3rd or May 31st or June 28th or September 27th, 12:00 pm - 5:00 pm

Just purchased a new Bernina? This class is designed for you! We take you through the steps of basic operation to really understand your new machine. (One step at a time you will grow to love the machine you knew you had to have.) The fine operations and exclusive features keep you from wanting anything more. We will teach you what needles to use and when, how to spot improper bobbins, and what types of thread to use. You will learn how to clean, oil and prevent the most common operational errors. You will learn how to sew buttonholes, hem jeans, mend, overcast, quilt, use twin needles, combine decorative stitches and use your fonts. Learn how to use the stitches and where to apply them. We will also answer any questions you may have, giving you enough confidence and knowledge to use your machine to its full potential.

CLASS SUPPLY LISTS ARE FOUND BELOW EACH CLASS DESCRIPTION ONLINE

- A.S.R. (Accurate Stitch Regulator)
- ACUFEED™ LAYERED FABRIC FEEDING SYSTEM
- 13.7" or 11" TO THE RIGHT OF THE NEEDLE

- SUPERIOR NEEDLE THREADER 2
- DETACHABLE ACUFEED FLEX FEEDING SYSTEM
- ACUSPARK2 APP - LEARNING AND SUPPORT

QUILTING PERFORMANCE AT IT'S PEAK!

CONTINENTAL M8
PROFESSIONAL

JANOME



HORIZON
MEMORY CRAFT 9480 QC
PROFESSIONAL

CALL THE STORE FOR
MORE DETAILS



SPECIAL EVENTS WITH



JANOME
Canada
Educator
Tobias Binder

GARMENT SEWING GADGETS

Friday March 22nd, 10:30am - 1:00pm

\$20.00 + HST

Learn how to get the most from your machine! Tobias from Janome will demonstrate key accessories which inspire creativity and give your projects a professional finish. If you like sewing bags, garments, or other utility items, this event is for you! Perfect opportunity to ask questions and learn what Janome has to offer. Featured accessories: Edge guide foot, Circular attachment, serger piping foot + more!

QUILTING

Friday March 22nd, 2:00pm - 4:30pm

\$20.00 + HST

Not sure how to use Acufeed to its full potential? Curious about the Quilt Binder Set or the new Accurate Stitch Regulator? This event is for you! Janome Canada educator, Tobias Binder will demonstrate how to get the most from your quilting machine using incredible Janome accessories. Great opportunity to ask questions and see why people love quilting with Janome machines!

TOILETRY BAG

Saturday March 23rd, 10:30am - 1:00pm

\$40.00 + HST Kit included

In this half day class, Tobias from Janome will lead you through making a lovely denim toiletry bag. Utilizing attachments like the edge guide foot, serger piping foot and Acufeed zipper foot, we'll learn how to achieve beautiful finishes with ease. No need to bring your machine! We will have an assortment of luxurious Janome machines for everyone to use. A perfect opportunity to gain hands on experience with various accessories and partake in a fun class of social sewing!

QUILTED TRIVET

Saturday March 23rd, 2:00pm - 4:30pm

\$40.00 + HST Kit included

In this half day class, we will be making a decorative trivet (hot plate) using top of the line Janome machines and accessories. A perfect opportunity to get comfortable with Acufeed attachments, free motion quilting, binding, and mitered corners! Fabric, attachments, machines, and thread will be provided. Best of all, you'll go home with a new hot plate. You can never have enough of those!

